



MATILA RÖHR PRODUCTIONS

Producer Ilkka Matila

# FINNISH FILM INDUSTRY TODAY

ILKKA MATILA

PRODUCER

MATILA RÖHR PRODUCTIONS OY

VYBORG 13.8.2015

# Facts & Figures

## ✓ In 2014

- ✓ **32 domestic films** opened in cinemas in 2014, 12 of which were documentaries and 7 for children and youths. For the second year running a domestic film was also the biggest film of the year with over 400 000 admissions.
- ✓ **The market share** of Finnish domestic films from all cinema admissions reached 28 % It is the highest of the Nordic countries for the first time and also the second highest of the Eu-countries.
- ✓ **Domestic Films** surpassed two million admissions in cinemas for the third time in the 21st century. The total in 2014 was 2 051 247 admissions. Total cinema admissions also topped seven million for the fifth year in a row.
- ✓ **The Finnish Film Foundation** supported the production of 24 feature films, three of which were children's films and four by first-time directors.
- ✓ **The median production budget (1.305.085€)** of the supported feature films dropped slightly from the previous year (1.4m € in 2013) as none of the projects had a production budget over 2 million euros. Instead 15 of the films had a budget under 1.5 million euros.

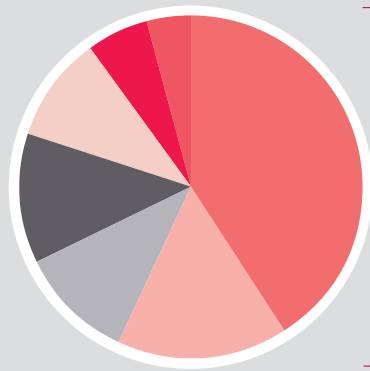


# WHY?

- A greater variety of film genres
- A greater variety of film makers
- The digitalization of film distribution and exhibition, a transition completed in 2013.
- As a result of digital distribution the number of new releases (imported and domestic) has increased to almost 200 a year.

**TUOTANTOKUSTANNUSTEN KESKIMÄÄRÄINEN JAKAUTUMINEN 2014**  
 AVERAGE SHARE OF PRODUCTION BUDGET BY FINANCER 2014

**PITKÄT FIKTIOELOKUVA ENSI-ILLAT / FEATURE-LENGTH FICTION PREMIERES**

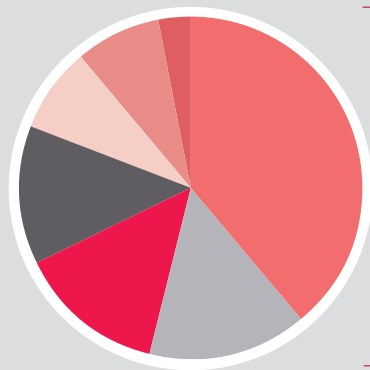


**Mediaani tuotantobudjetti**  
**Median production budget:**

**1 305 085 €**

	Elokuvasäätiö / Finnish Film Foundation	41 %
	Levitysyhtiö / Distribution company	16 %
	Ulkomainen rahoitus / Foreign investment	15 %
	Televisiokanavat / Television company	12 %
	Tuotantoyhtiö / Production company	10 %
	Kotimainen rahoitus / Domestic investment	6 %
	Rahastot / Funds (NFTF, Media, Eurimages)	4 %

**PITKÄT DOKUMENTTIELOKUVA ENSI-ILLAT / FEATURE-LENGTH DOCUMENTARY PREMIERES**



**Mediaani tuotantobudjetti**  
**Median production budget:**

**325 598 €**

	Elokuvasäätiö / Finnish Film Foundation	39 %
	Ulkomainen rahoitus / Foreign investment	15 %
	Rahastot / Funds (NFTF, Media, Eurimages)	14 %
	Televisiokanavat / Television company	13 %
	Tuotantoyhtiö / Production company	8 %
	AVEK / The Promotion Centre for Audiovisual Culture	8 %
	Kotimainen rahoitus / Domestic investment	3 %



## VERTAILUTAULUKKO 2005–2014 / COMPARATIVE TABLE 2005–2014

	Elokuvia levityksessä Films in distribution	Ensi-illat New releases	Käyntejä (milj.) Admissions (M)	Lipputulot (milj.) Gross box office (M)	Teatterisaleja Screens
<b>2014</b>	346	197	7,3	71,8 €	294
<b>2013</b>	337	200	7,7	74,5 €	282
<b>2012</b>	324	176	8,4	78,8 €	284
<b>2011</b>	408	191	7,1	65,0 €	283
<b>2010</b>	367	186	7,6	66,0 €	289
<b>2009</b>	418	174	6,8	57,1 €	306
<b>2008</b>	391	169	6,9	54,5 €	320
<b>2007</b>	410	166	6,5	50,8 €	316
<b>2006</b>	401	181	6,7	50,3 €	330
<b>2005</b>	409	184	6,1	44,9 €	332

	Lipun keski-hinta Average ticket price	Käyntejä per asukas Admissions per capita	Kotimaisia ensi-iltoja Domestic new releases	Kotimaisten katsojaosuus Domestic market share
<b>2014</b>	9,8 €	1,3	34	28 %
<b>2013</b>	9,6 €	1,4	36	23 %
<b>2012</b>	9,4 €	1,5	36	28 %
<b>2011</b>	9,0 €	1,3	30	17 %
<b>2010</b>	8,7 €	1,4	23	27 %
<b>2009</b>	8,3 €	1,3	20	15 %
<b>2008</b>	7,9 €	1,3	19	23 %
<b>2007</b>	7,8 €	1,2	14	20 %
<b>2006</b>	7,5 €	1,3	16	24 %
<b>2005</b>	7,4 €	1,2	15	15 %

## TOP 20 ELOKUVAA SUOMESSA 2014 / TOP 20 FILMS IN FINLAND 2014

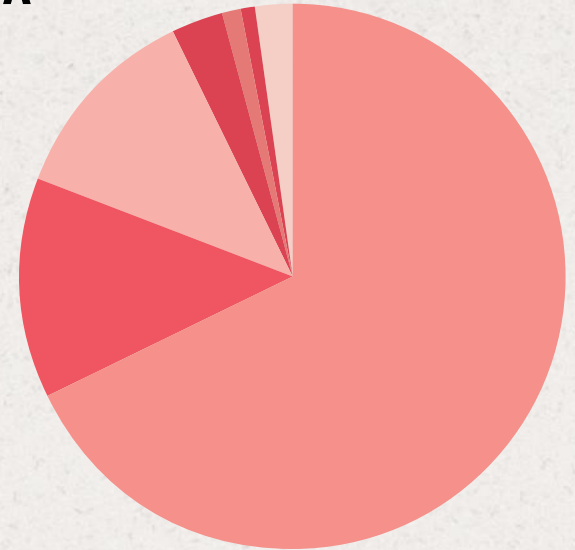
		Ensi-ilta Released	Katsojat 2014 Admissions 2014	Lipputulot 2014 Gross box office 2014	Katsojat 2013–2014 Admissions 2013–2014	Lipputulot 2013–2014 Gross box office 2013–2014	Alkuperämaa Origin	Levittäjä Distributor
1	Mielensäpahoittaja / <i>The Grump</i>	5.9.2014	457 334	4 316 658 €			FI	Nordisk Film
2	Hobitti – Viiden armeijan taistelu <i>The Hobbit: Battle of the Five Armies</i>	10.12.2014	359 119	4 147 562 €			US	FS Film
3	Risto Rappääjä ja liukas Lennart <i>Ricky Rapper and Slick Leonard</i>	7.2.2014	265 615	2 263 250 €			FI	Disney
4	Kummeli V / <i>Towards the Day of Doom</i>	19.2.2014	178 345	1 758 843 €			FI	Nordisk Film
5	Onneli ja Anneli / <i>Jill and Joy</i>	17.1.2014	177 017	1 524 456 €			FI	Nordisk Film
6	Muumit Rivieralla / <i>Moomins on the Riviera</i>	10.10.2014	174 193	1 538 160 €			FI-FR	Nordisk Film
7	Nälkäpeli – Matkijanärhi osa 1 <i>The Hunger Games: Mockingjay part 1</i>	19.11.2014	172 018	1 768 408 €			US	Nordisk Film
8	Rio 2	11.4.2014	161 590	1 547 207 €			US	FS Film
9	Interstellar	7.11.2014	141 774	1 553 591 €			US-UK-CA	FS Film
10	Lego elokuva / <i>The Lego Movie</i>	14.2.2014	138 628	1 329 014 €			US	FS Film
11	Kesäkaverit / <i>Summertime</i>	1.8.2014	129 473	1 260 754 €			FI	Nordisk Film
12	Ei kiitos / <i>No Thank You</i>	10.1.2014	127 181	1 224 791 €			FI	FS Film
13	The Wolf of Wall Street	3.1.2014	124 216	1 297 222 €			US	Finnkino
14	Maleficent – Pahatar / <i>Maleficent</i>	28.5.2014	113 114	1 132 238 €			US-UK	Disney
15	Vadelmavenepakolainen <i>The Raspberry Boat Refugee</i>	3.10.2014	110 448	1 057 367 €			FI-SE	Nordisk Film
16	12 years a slave	24.1.2014	103 367	1 019 276 €			US	FS Film
17	Guardians of the Galaxy	1.8.2014	100 994	1 100 308 €			US-UK	Disney
18	Tähtiin kirjoitettu virhe <i>The Fault in Our Stars</i>	11.7.2014	95 859	927 712 €			US	FS Film
19	Näin koulutat lohikäärmeesi 2 <i>How to Train Your Dragon 2</i>	4.7.2014	92 598	895 648 €			US	FS Film
20	Frozen – huurteinen seikkailu / <i>Frozen</i>	20.12.2013	92 597	904 828 €	192 092	1 867 716 €	US	Disney



## MARKKINAOSUUDET KOTIMAISTEN ELOKUVIEN KATSOJISTA

### MARKET SHARE OF ADMISSIONS FROM DOMESTIC FILMS

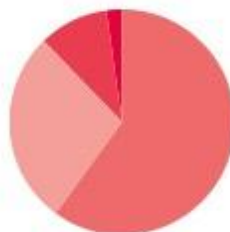
	Nordisk Film	<b>68 %</b>
	The Walt Disney Company Nordic	<b>13 %</b>
	SF Film Oy	<b>12 %</b>
	Snapper Films Distribution	<b>3 %</b>
	Isla Sales	<b>1 %</b>
	Pirkanmaan elokuvakeskus	<b>1 %</b>
	Muut / <b>Others</b>	<b>2 %</b>



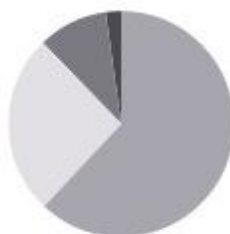
**SUOMESSA LEVITYKSESSÄ OLLEET ELOKUVAT  
ALKUPERÄMAITAIN 2014**

FILMS IN DISTRIBUTION BY COUNTRY OF ORIGIN  
2014

	Kaikki elokuvat All Films	Ersi-illat New releases
USA	134	96
Suomi / Finland	89	32
Ranska / France	28	19
UK	21	15
Ruotsi / Sweden	17	4
Japani / Japan	11	4
Norja / Norway	6	4
Tanska / Denmark	6	4
Australia	4	2
Saksa / Germany	4	2
Espanja / Spain	3	-
Kanada / Canada	3	1
Belgia / Belgium	2	2
Chile	2	2
Intia / India	2	2
Irlanti / Ireland	2	1
Etelä-Korea / South Korea	1	1
Hong Kong	2	-
Indonesia	1	1
Islanti / Iceland	1	-
Israel	1	1
Italia / Italy	1	1
Kenia / Kenya	1	1
Romania	1	-
Slovakia	1	1
Sveitsi / Switzerland	1	-
Venäjä / Russia	1	1
<b>KAIKKI YHTEENSÄ / TOTAL</b>	<b>346</b>	<b>197</b>



**MARKKINAOSUUEDET KATSOJISTA  
MARKET SHARE OF ADMISSIONS**



**MARKKINAOSUUEDET LIPPUTULOISTA  
MARKET SHARE OF BOX OFFICE**







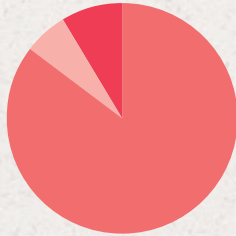
MATILA RÖHR PRODUCTIONS

Producer Ilkka Matila

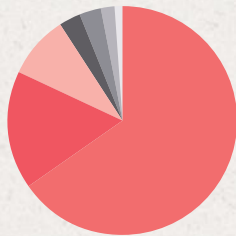
## VALTAKUNNALLISESTI MERKITTÄVIEN ELOKUVAFESTIVAALIEN KÄVIJÄMÄÄRÄT 2014

### ATTENDANCE AT MAJOR FILM FESTIVALS IN FINLAND 2014

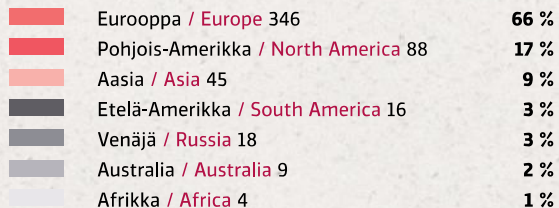
	Festivaali Festival	Ajankohta Dates	Myydyt liput Tickets Sold	Kokonaiskävijämäärä Total attendance
Helsinki International Film Festival – Rakkautta & Anarkiaa / Love & Anarchy		18. – 28.9.2014	46 142	62 492
Doc Point – Helsingin dokumenttielokuvafestivaali / Helsinki Documentary Film Festival		28.1 – 2.2.2014	17 563	25 246
Tampereen kansainväliset elokuvajuhlat / Tampere International Film Festival		5. – 9.3.104	15 312	25 994
Sodankylän elokuvajuhlat / The Midnight Sun Film Festival in Sodankylä		11. – 15.6.2014	15 301	25 131
Espoo Ciné International Film Festival		22. – 31.8.2014	15 615	25 630
Night Visions		28.10. – 2.11.2014		
		9. – 13.4.2014		
		1. – 2.3.2014	10 990	13 719
Oulun kansainvälinen lasten- ja nuorten elokuvien festivaali Oulu's International Children's Film Festival		17. – 23.11.2014	465	24 965
<b>YHTEENSÄ / TOTAL</b>			<b>121 388</b>	<b>203 177</b>



### SUOMALAISTEN ELOKUVIEN ESITYKSET TAPAHTUMITTAIN FINNISH FILM SCREENINGS BY EVENT



### SUOMALAISTEN ELOKUVIEN FESTIVAALIESITYKSET MAITTAIN FINNISH FILM FESTIVAL SCREENINGS BY COUNTRY



### TOP 5 SUOMALAISTA ELOKUVAA KANSAINVÄLISESSÄ TEATTERILEVITYKSESSÄ 2014

#### TOP 5 FINNISH FILMS IN INTERNATIONAL CINEMA DISTRIBUTION 2014

Elokuva Film	Kansainväliset katsojat 2014 International Admissions 2014	Kansainväliset katsojat yhteensä International Admissions total
1 Niko 2: Lentäjäväljekset Niko 2 – Little Brother, Big Trouble (2012)	821 801	3 235 634
2 Ella ja kaverit / Ella & Friends (2012)	233 542	233 542
3 Vadelmavenepakolainen Raspberry Boat Refugee (2014)	102 924	102 924
4 Leijonasydän / Heart of a Lion (2013)	9 270	9 270
5 Muumit Rivieralla / Moomins on the Riviera (2014)	9 097	9 097

### KANSAINVÄLISET ELOKUVATEATTERIKATSOJAT SUOMALAISILLE ELOKUVILLE MAITTAIN 2014

#### INTERNATIONAL CINEMA ADMISSION FOR FINNISH FILMS BY COUNTRY 2014

Maa Country	Kansainväliset katsojat 2014 International Admissions 2014
Kiina / China	707 573
Itävalta / Austria	191 292
Ruotsi / Sweden	115 646
Tanska / Denmark	42 250
Espanja / Spain	30 263
Turkki / Turkey	27 064
Tsekki / The Czech Republic	16 945
Slovakia	16 930
Puola / Poland	11 894
Kroatia / Croatia	8 950



# East Finland Film Commission



The easternmost region of Finland and European Union.  
Covered by **thousands of lakes** and **vast forests**

[WWW.EFFC.FI](http://WWW.EFFC.FI)



**Helsinki:** Political, financial and cultural capital of Finland  
**Known for:** Architecture, sea, cultural events, safety  
**200 daily flights** to/from all major European cities

**Commission Helsinki** started in 2013 and provides assistance and helps producers in sourcing production crew, facilities and locations. It provides a link to city officials and aims to make productions efficient and smooth.



# West Finland Film Commission



## West Finland offers

**Densest Archipelago**, 20 000 islands, some inhabited others rural and rugged

**Medieval milieu**, castle and cathedral, former capital of Finland

**Urban European city**, technology hubs and vivid city life

**Nordic countryside**, villages and forests

**Unique locations in the city centre**, historical prison and modern hospital

# South East Finland Film Commission



**1 hour** drive from Helsinki,  
**2 hours** from St. Petersburg



# North Finland Film Commission



**+40** features have shot in our locations,  
A Setting Also For **Your** Story

[WWW.NFFC.FI](http://WWW.NFFC.FI)

# Finnish Lapland Film Commission



**200** days with snow

**75** days with 24h daylight

[WWW.FILMLAPLAND.FI](http://WWW.FILMLAPLAND.FI)



# Post Production and VFX industry in Finland

There's nearly 200 artists

most of them with extensive working experience in the field. Finnish post and VFX professionals have a steady reputation of producing high quality images efficiently with limited budgets and delivering well even on tight schedules.



Finnish post industry is also fully scaleable.

All companies are seamlessly linked together and can therefore handle projects of almost any size and level of complexity.

James Post



PINATA

Troll

fake



POST CONTROL  
HELSINKI